

PAMS Technical Documentation

NSC-1 Series Transceivers

Chapter 2

General Information

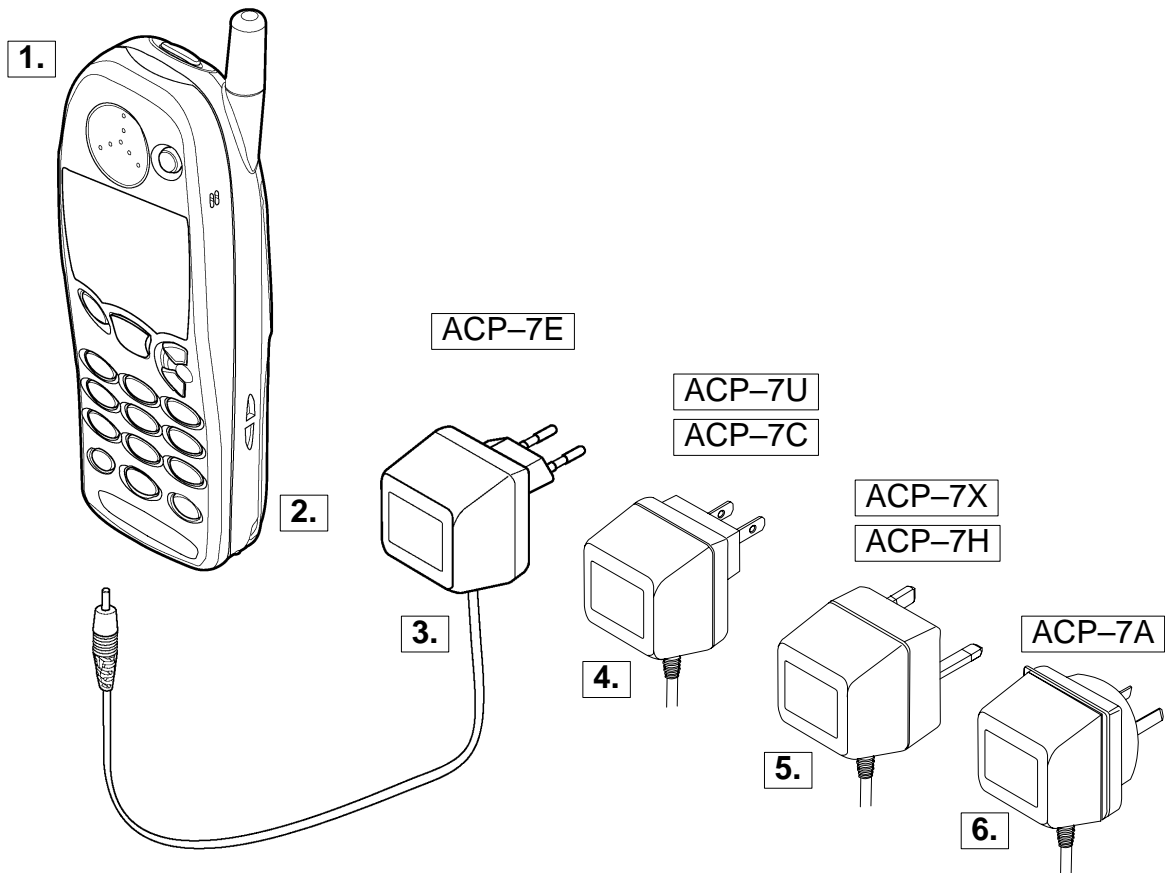
CONTENTS

	Page No
Product Selection	2 – 3
Handportables	2 – 3
Desktop Option	2 – 4
Basic Car Kit (CARK-64) Options	2 – 6
Advanced Hands Free Car Installation (CARK-91) Options	2 – 7
Product and Module List	2 – 8
Standard Colour front covers	2 – 9
Technical Specifications	2 – 10
General Specifications of Transceiver NSC-1	2 – 10
Transceiver NSC-1 Introduction	2 – 11
Functional Description	2 – 11
Interconnection Diagram	2 – 12

Product Selection

Handportables

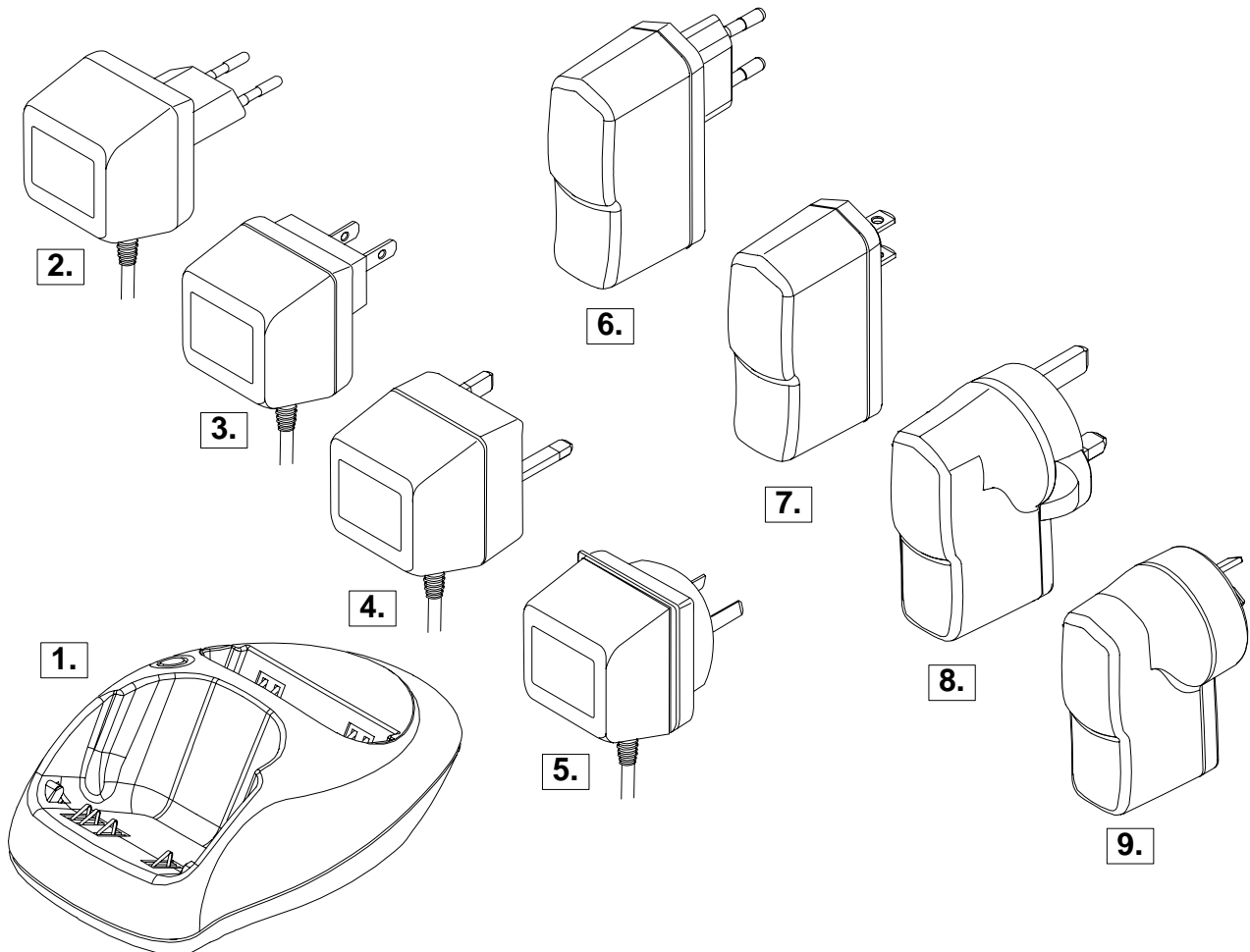
The NSC-1 is a handportable mobile telephone unit for the TDMA 800 network.



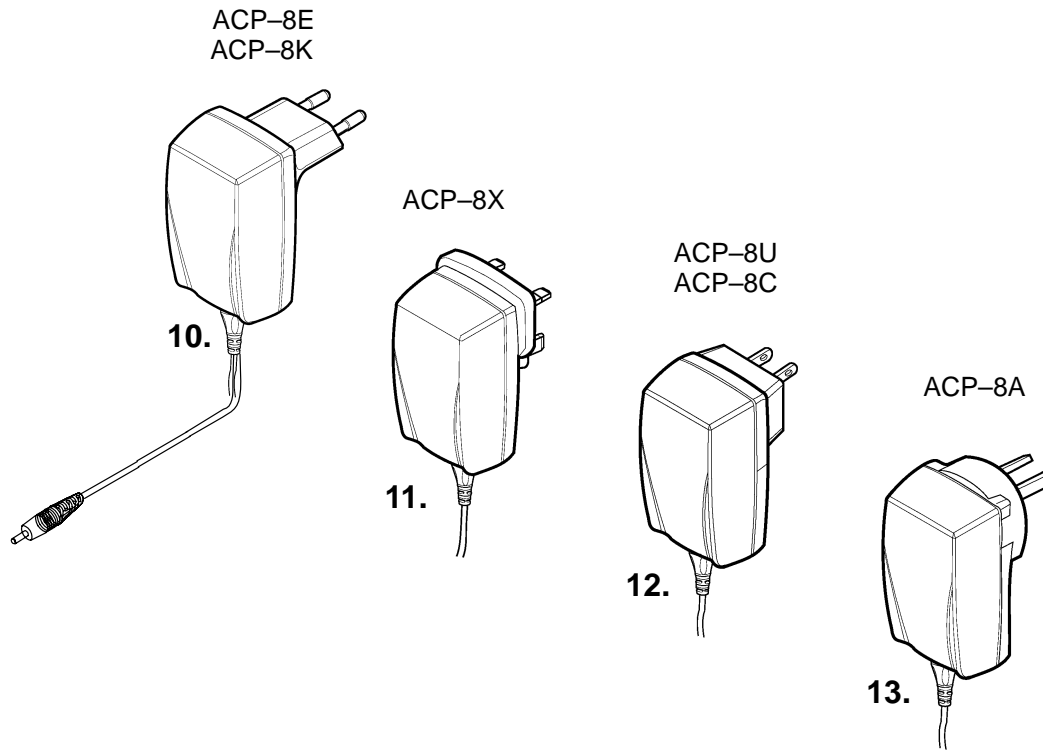
Item Name:	Type code:	Material code:
1. Transceiver	(See variant Appendices)	
2. Standard battery (NiMH 900 mAh)	BMS-2	0670203
3. AC Travel Charger (Euro plug) 207-253 Vac	ACP-7E	0675144
4. AC Travel Charger (US plug) 108-132 Vac	ACP-7U	0675143
AC Travel Charger (US plug) 198-242 Vac	ACP-7C	0675158
5. AC Travel Charger (UK plug) 207-253 Vac	ACP-7X	0675145
AC Travel Charger (UK plug) 180-220 Vac	ACP-7H	0675146
6. AC Travel Charger (Australia) 216-264 Vac	ACP-7A	0675148

Desktop Option

The desktop option allows the user to charge the handportable and spare battery from mains.

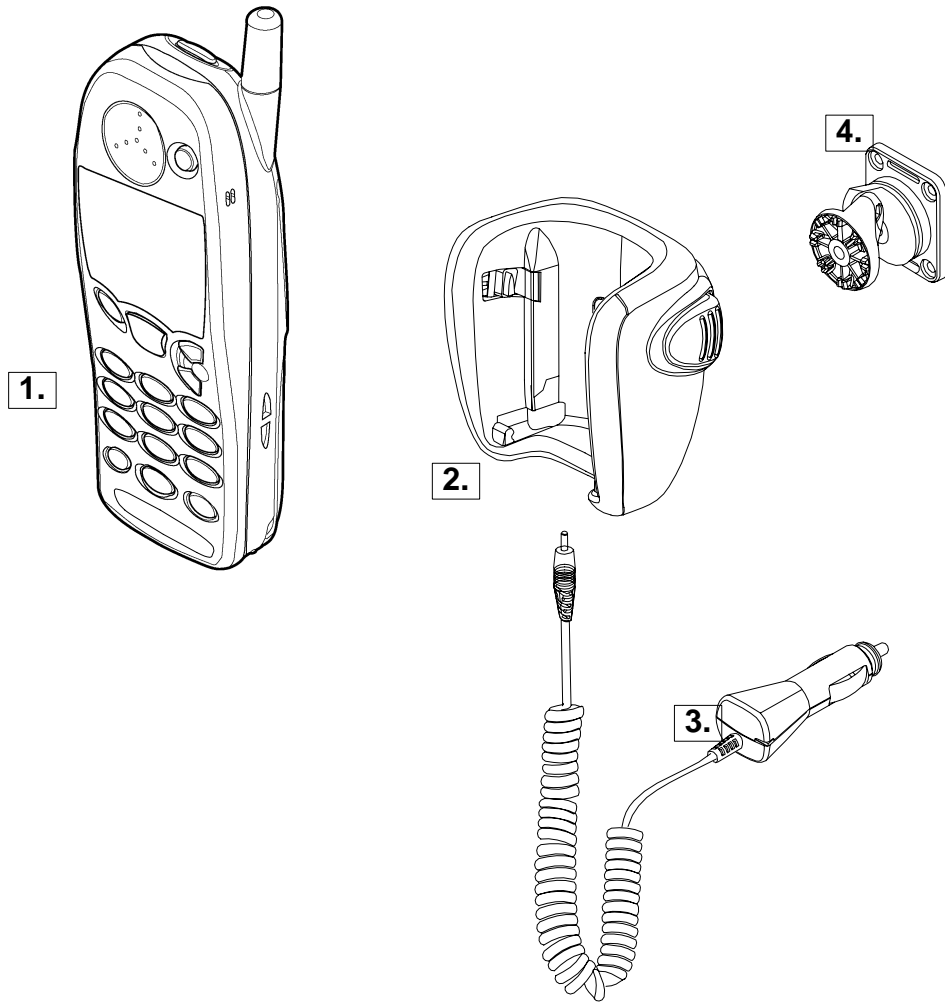


1.	Desktop stand	DCH-9	0675174
2.	AC Travel Charger (Euro plug) 207-253 Vac	ACP-7E	0675144
3.	AC Travel Charger (US plug) 108-132 Vac	ACP-7U	0675143
	AC Travel Charger (US plug) 198-242 Vac	ACP-7C	0675158
4.	AC Travel Charger (UK plug) 207-253 Vac	ACP-7X	0675145
	AC Travel Charger (UK plug) 180-220 Vac	ACP-7H	0675146
5.	AC Travel Charger (Australia) 216-264 Vac	ACP-7A	0675148
6.	Fast Travel Charger (Euro plug) 90-264 Vac	ACP-9E	0675149
7.	Fast Travel Charger (US plug) 90-264 Vac	ACP-9U	0675151
8.	Fast Travel Charger (UK plug) 90-264 Vac	ACP-9X	0675150
9.	Fast Travel Charger (Australia) 90-264 Vac	ACP-9A	0675152



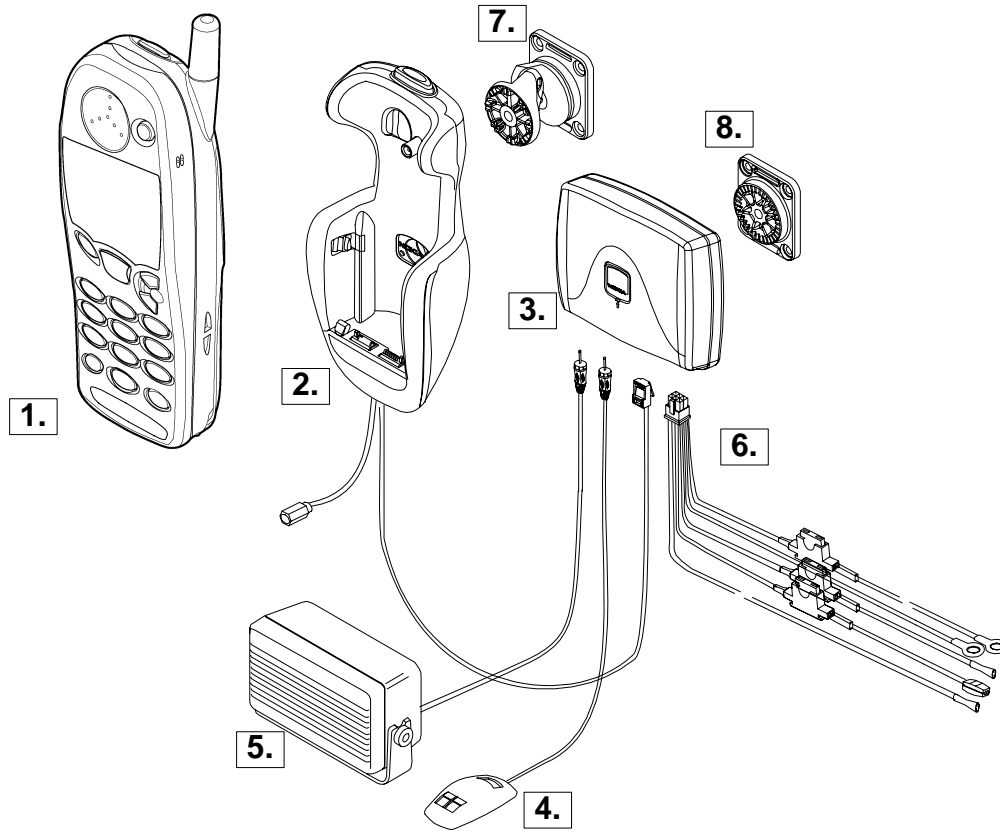
Item Name:	Type code:	Material code:
10. Performance Travel Charger (Euro plug) 90-264 Vac	ACP-8E	0675195
10. Performance Travel Charger (Korea plug) 90-264 Vac	ACP-8K	0675119
11. Performance Travel Charger (UK plug) 90-264 Vac	ACP-8X	0675197
12. Performance Travel Charger (US plug) 90-264 Vac	ACP-8U	0675196
12. Performance Travel Charger (China plug) 90-264 Vac	ACP-8C	0675211
13. Performance Travel Charger (Australia plug) 90-264 Vac	ACP-8A	0675214

Basic Car Kit (CARK-64) Options



Item Name:	Type code:	Material code:
1. Transceiver	(See variant Appendices)	
2. Mobile Holder	MBC-1	0700060
3. Cigarette Lighter Charger	LCH-9	0657120
4. Swivel Mount	HHS-9	0620037

Advanced Hands Free Car Installation (CARK-91) Options



Item Name:	Type code:	Material code:
1. Transceiver	(See variant Appendices)	
2. Mobile Holder	MCC-1	0620043
3. Hands Free Unit	HFU-2	0694049
4. Hands Free Microphone	HFM-8	0690016
5. Hands Free Speaker	HFS-12	0692008
6. Power Cable	PCH-4J	0730055
7. Swivel Mount	HHS-9	0620037
8. Mounting Plate	MKU-1	0620036

Product and Module List

Unit/type:	Product code:
Transceiver NSC-1	See variant Appendixes
Slim Battery BLS-2 900 mAh	0670206
Standard Battery BMS-2 900 mAh	0671323
Standard Battery BMS-2S 900 mAh NiMH	0670225
Vibrator Battery BMS-2V 900 mAh +	0670204
Extended Battery BLS-4 1500 mAh	0670207
AC Travel Charger ACP-7E (EUR) 207-253 Vac	0675144
AC Travel Charger ACP-7U (US) 108-132 Vac	0675143
AC Travel Charger ACP-7C (US) 198-242 Vac	0675158
AC Travel Charger ACP-7X (UK) 207-253 Vac	0675145
AC Travel Charger ACP-7H (UK) 180-220 Vac	0675146
AC Travel Charger ACP-7X (AUS) 216-264 Vac	0675148
Fast Travel Charger ACP-9E (EUR) 90-264 Vac	0675149
Fast Travel Charger ACP-9U (US) 90-264 Vac	0675151
Fast Travel Charger ACP-9X (UK) 90-264 Vac	0675150
Fast Travel Charger ACP-9A (AUS) 90-264 Vac	0675152
Performance Travel Charger ACP-8E (EUR) 90-264 Vac	0675195
Performance Travel Charger ACP-8K (KOR) 90-264 Vac	0675199
Performance Travel Charger ACP-8X (UK) 90-264 Vac	0675197
Performance Travel Charger ACP-8U (US) 90-264 Vac	0675196
Performance Travel Charger ACP-8C (CHINA) 90-264 Vac	0675211
Performance travel Charger ACP-8A (AUS) 90-264 Vac	0675214
Cigarette Lighter Charger LCH-9	0675174
Desktop Stand DCH-9	0675174
Desktop Stand DCH-8	
Mobile Holder MBC-1	0700060
Mobile Holder MCC-1	0620043
Handsfree Unit HFU-2	0694049

Power Cable PCH-4J	0730055
HF Microphone HFM-8	0690016
HF Speaker HFS-12	0692008
Mounting Plate MKU-1	0620036
Swivel Mount HHS-9	0620037
Headset HDC-9	0694053
Headset HDC-9P	0694063
Belt Clip BCH-12	0720098
External Antenna Cable XRC-1	0730103
External Antenna Cable XRC-2	0730180

Standard Colour front covers

Colour :	Part code:
Tango Orange	0261857
Antiqua Red	0261858
Gheko Green	0261859
Bermuda Blue	0261860
Dolphin Silver	0261861

Technical Specifications

General Specifications of Transceiver NSC-1

Parameter	Unit
Cellular system	TDMA 800
RX frequency band	869.04 ... 893.97 MHz
TX frequency band	824.04 ... 848.97 MHz
Output power	up to 600 mW
Duplex spacing	45 MHz
Number of RF channels	831
Channel spacing	30 kHz
Number of TX power levels	2 to 7 in analog, 2 to 10 in digital modes
Frequency control	VCTCXO; AFC used in analog and digital modes
Receiver type	Double conversion, common IF frequencies in all modes.
Modulator type	I/Q modulation in digital modes, FM modulation in analog modes.

Transceiver NSC-1 Introduction

The NSC-1 is a radio transceiver unit for the TDMA 800 networks. The transceiver is true 3 V transceiver.

The transceiver consists of System/RF module (US4RSM), User interface module (UE4S) and assembly parts.

The purpose of the baseband module is to control the phone and process audio signals to and from RF. The module also controls the user interface.

The transceiver has full graphic display and two soft key based user interface.

The antenna is a fixed helix. External antenna connection is provided by rear RF connector

The transceiver has leak tolerant earpiece and (noise cancelling) microphone.

User changeable front cover makes it easy to vary transceiver color.

Functional Description

There are five different operation modes:

- power off mode
- sleep mode
- active mode
- charge mode
- local mode

In the power off mode only the circuits needed for power up are supplied.

In the idle mode circuits are powered down and only sleep clock is running.

In the active mode all the circuits are supplied with power although some parts might be in the idle state part of the time.

The charge mode is effective in parallel with all previous modes. The charge mode itself consists of two different states, i.e. the charge and the maintenance mode.

The local mode is used for alignment and testing.

Interconnection Diagram

